

# Culvert End

## Options

Overall Height "A" -  
 1016mm (40")  
 1219mm (48")  
 1524mm (60")

Standard Hole Sizes For Different Heights  
 Hole Size Available

1016mm (40")  
 305mm (12")  
 406mm (16")  
 483mm (19")  
 559mm (22")  
 660mm (26")  
 762mm (30")

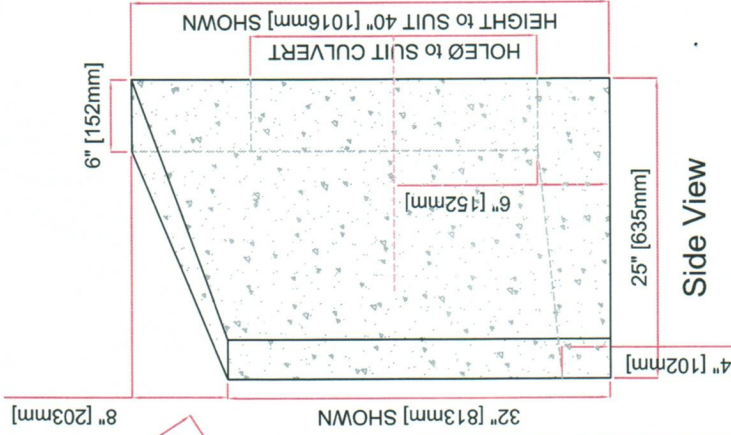
1219mm (48")  
 305mm (12")  
 406mm (16")  
 483mm (19")  
 559mm (22")  
 660mm (26")  
 762mm (30")  
 914mm (36")

1219mm (48")  
 305mm (12")  
 406mm (16")  
 483mm (19")  
 559mm (22")  
 660mm (26")  
 762mm (30")  
 914mm (36")  
 1067mm (42")  
 1219mm (48")

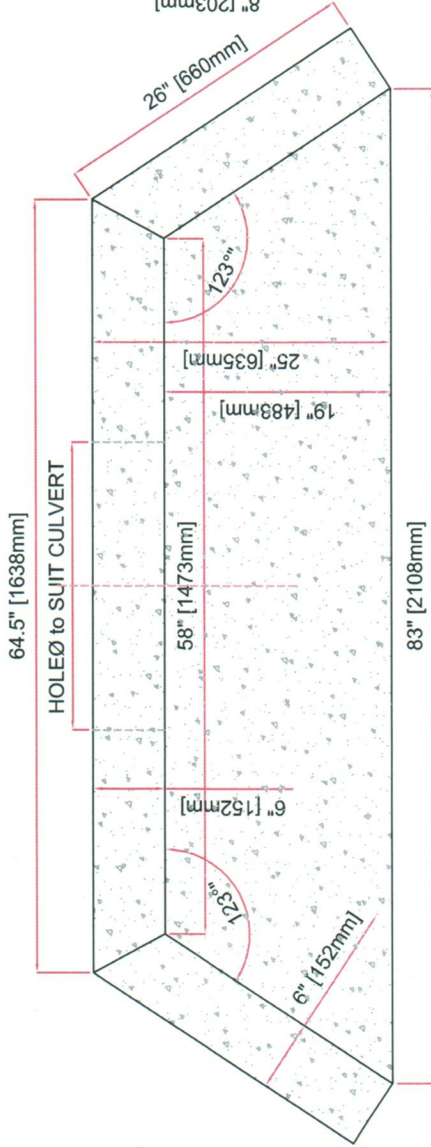
Custom heights and hole sizes available on request units can be lifted using sling through hole or by eye hook inserts in the back of each unit

**ISLAND**  
**CONCRETE PRODUCTS LTD.**  
 SYDNEY SITE  
 517 KELTIC DR.  
 Phone: 902-562-2426  
 PORT HASTINGS SITE  
 522 Hwy 105  
 Toll Free: 1-855-562-2426

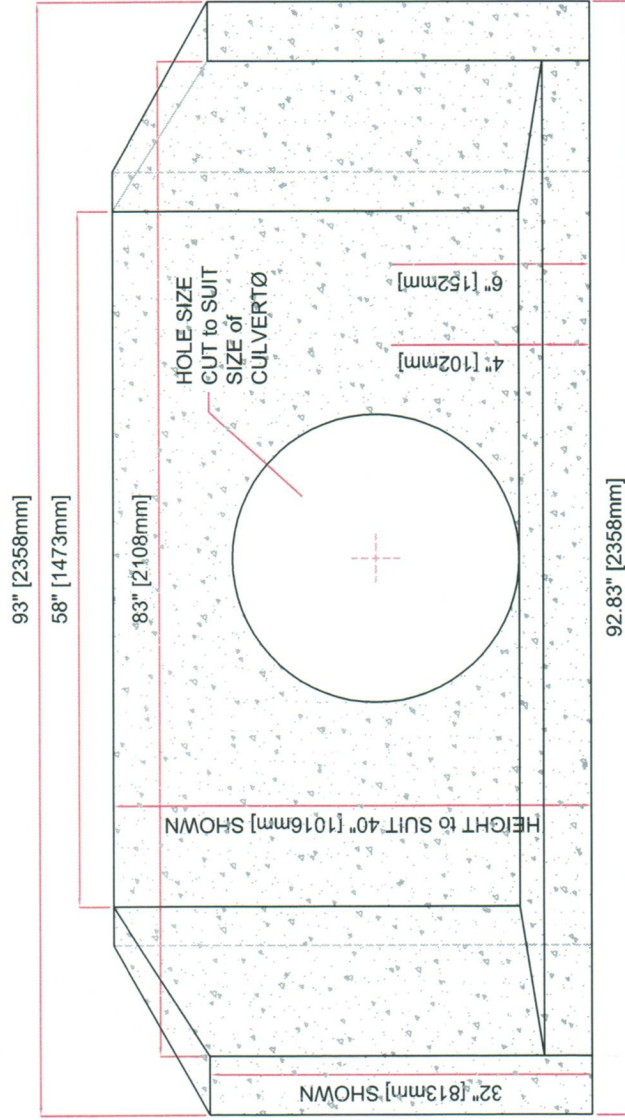
**BROOKFIELD**  
**CONCRETE PRODUCTS LTD.**  
 P. O. BOX 37, 778 Hwy 2  
 BROOKFIELD, N. S.  
 B0N 1C0  
 Phone: 902-673-2225  
 Toll Free: 1-888-705-2225  
 Fax: 902-673-2255



Side View



Plan



Front View

DATE: November 2015  
 SCALE: 3/4" = 1'-0"

PROJECT:

LOCATION:  
 Sheet # of

**Brookfield Concrete Products Ltd.**

Your Pre-cast Specialists

e-mail: info@brookfieldconcrete.ca

**Island Concrete Products Ltd.**

Sydney / Port Hastings

e-mail: info@islandconcreteproducts.ca